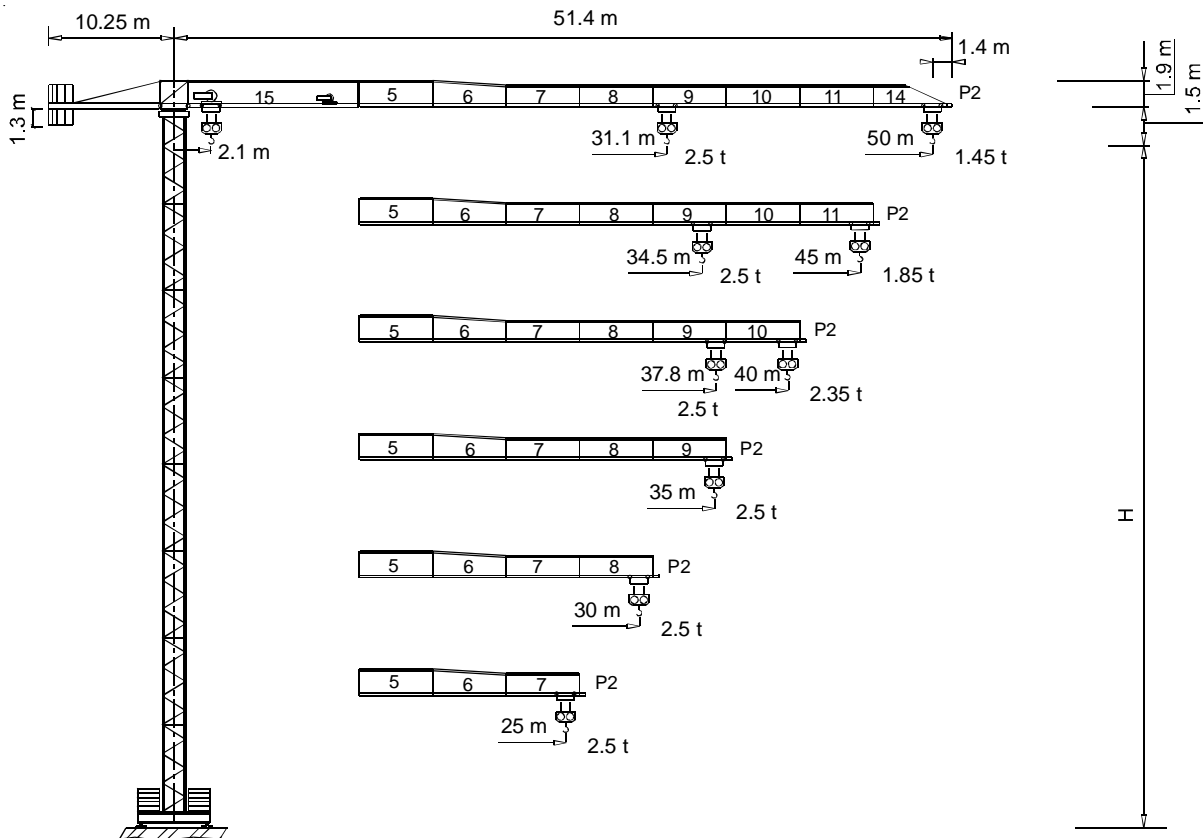


Gru a torre "Flat Top"

"Flat Top" Tower Crane • Grue à tour "Flat Top"
"Flat Top" Turmdrehkran • Grúa torre "Flat Top"



 **FEM 1.001 A3**

THE ULTIMATE CRANE™

Dati illustrativi non impegnativi
 Con riserva di modifica senza preavviso

Specifications and data not binding
 Subject to modification without notice

Données techniques seulement indicatives
 Modifications réservées sans préavis

Angaben und Beschreibung unverbindlich
 Änderungen vorbehalten ohne weitere Mitteilung

Dibujos y datos sin compromiso
 Modificaciones reservadas sin preaviso

UTE.DOC. REV.003

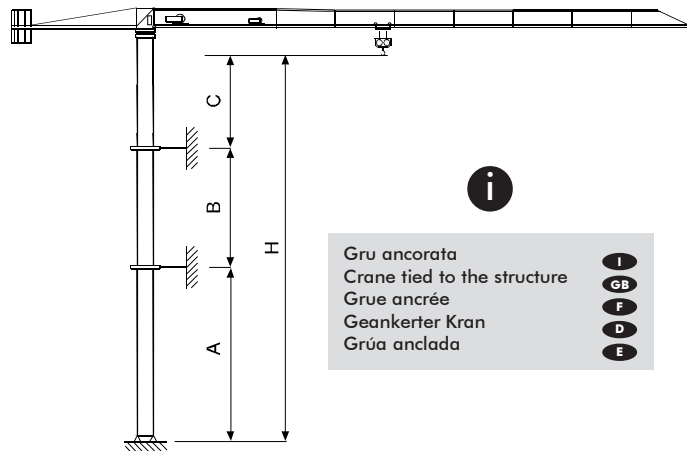
"CITY" CTT 91-2.5 TS12

Diagramma di portata (I) **Courbes de charges** (F) **Curvas de cargas** (E)
Load Diagram (GB) **Lastkurven** (D)

CTT 91-2.5

		m	5	10	15	20	25	30	35	40	45	50
2.5 t	- 31.11 m	t	2.5	2.5	2.5	2.5	2.5	2.5	2.19	1.88	1.64	1.45
2.5 t	- 34.49 m	t	2.5	2.5	2.5	2.5	2.5	2.5	2.46	2.12	1.85	
2.5 t	- 37.85 m	t	2.5	2.5	2.5	2.5	2.5	2.5	2.5	2.35		
2.5 t	- 35 m	t	2.5	2.5	2.5	2.5	2.5	2.5	2.5			
2.5 t	- 30 m	t	2.5	2.5	2.5	2.5	2.5	2.5				
2.5 t	- 25 m	t	2.5	2.5	2.5	2.5	2.5					

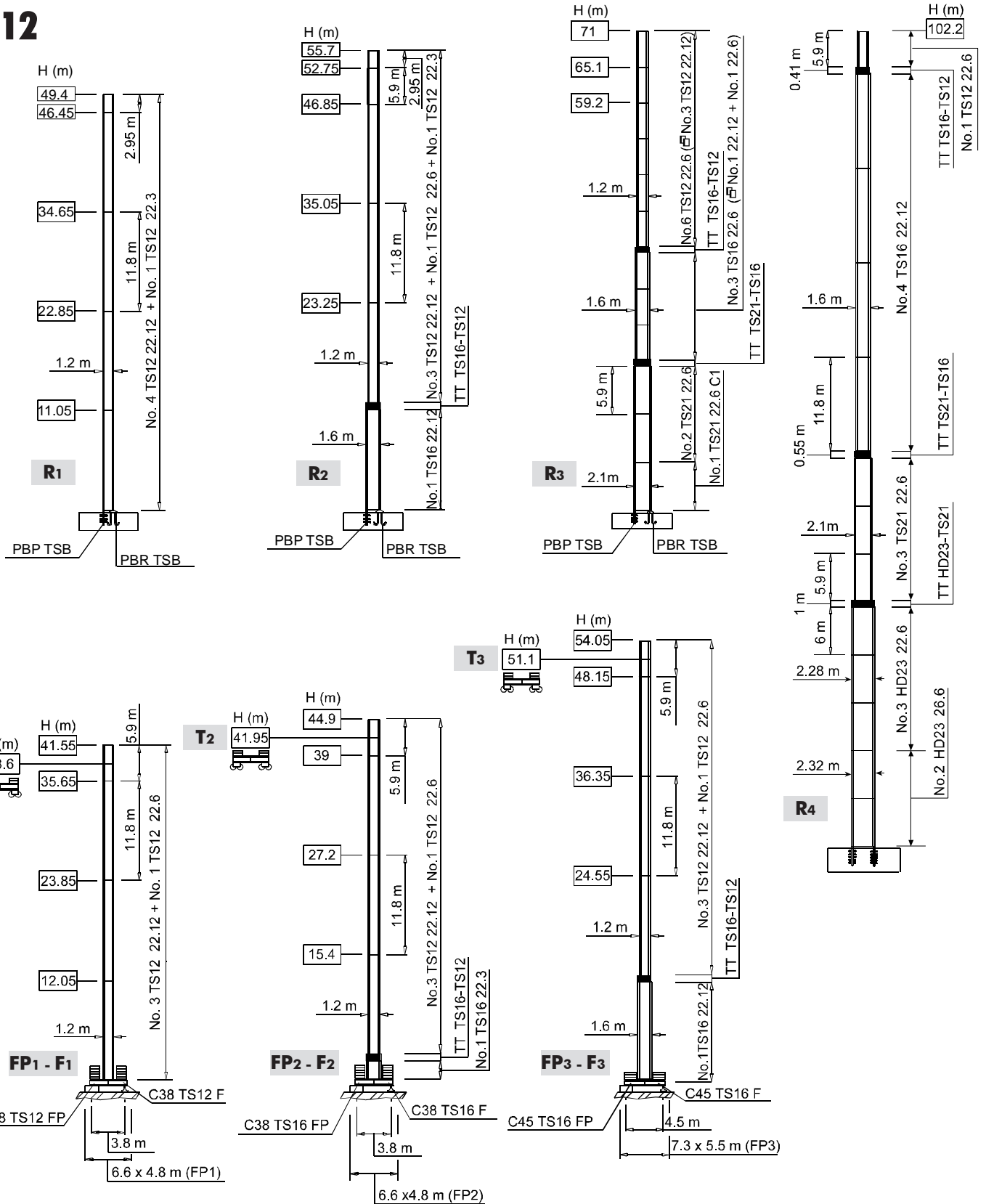
Altre installazioni (I) **Autres implantations** (F) **Otras implantaciones** (E)
Other configurations (GB) **Aufstellmöglichkeiten** (D)



Torre **I** Tower **GB** Tour **F** Turm **D** Torre **E**

- I** Le prolunghe TS sono disponibili in lunghezze 11.8 m, 5.9 m, 2.95 m.
- GB** The available lengths for the TS tower sections are 11.8 m, 5.9 m, 2.95 m.
- F** Les éléments de mât TS sont disponibles en longueur 11.8 m, 5.9 m, 2.95 m.
- D** Die Turmschüsse TS sind mit Längen 11.8 m, 5.9 m, 2.95 m verfügbar.
- E** Los tramos de torre TS son disponibles en las medidas de largo 11.8 m, 5.9 m, 2.95 m.

TS12



H Altezza massima sotto gancho **I** Max. under hook height **GB** Hauteur maxi. sous crochet **F** Höchste Hackenhöhe **D** Maxima altura bajo gancho **E**

Meccanismi	I	Mécanismes	F	Mecanismos	E
Mechanisms	GB	Antriebe	D		

	11 APC 25	31 * kVA	400 V - 50 Hz
	15 AFC 25	40 * kVA	400 V - 50 Hz / 460 V - 60 Hz
			2000/14/CE

* Gru senza traslazione / Crane without travelling equipment / Grue sans translation / Krane ohne Schienenfahren / Grúa sin traslación

			m/min	f	kW	
	11 APC 25		6	2.5	11	186 m
			20	2.5		
			40	1.25		
	15 AFC 25 (VARIANT)		0 ⇌ 1.7	2.5	15	
			1.7 ⇌ 6	2.5		
			6 ⇌ 28	2.5		
			28 ⇌ 46	1.44		
			46 ⇌ 57	1.1		

	DAD 2 2 D1	0 - 22 - 44 m/min	2.2 - 1.5 kW
	DVF 3 4 D4 (VARIANT)	0 ⇌ 6 ⇌ 30 ⇌ 60 m/min	4 kW
	SSR 1 1 65	0.76 r.p.m.	1 × 65 Nm
	▲ TAD 1RP 2M3	0 - 24 m/min	2 × 3 kW
	● TAD 2RP 2M3		
	i		

	▲	●
	Max. H [m]	
T ₁	38.6	-
T ₂	41.95	-
T ₃	-	51.1

	Sollevamento	I	Hoisting	GB	Levage	F	Heben	D	Elevación	E
	Traslazione carrello		Trolleying		Distribution		Katzfahren		Distribución	
	Rotazione		Slewing		Orientation		Schwenken		Orientación	
	Traslazione		Travelling		Translation		Schienenfahren		Traslación	
	Direttiva sul livello acustico		Directive on noise level		Directive sur le niveau acoustique		Richtlinie für den Schall-Leistungspegel		Directiva sobre el nivel acustico	
	Consultateci		Consult us		Nous consulter		Auf Anfrage		Consultarnos	
	Potenza totale richiesta		Power requirements		Puissance totale nécessaire		Geforderte Stromstärke		Potencia necesaria	
	Alimentazione		Power supply		Alimentation		Stromversorgung		Alimentación	

Gru Comedil s.r.l.
A Terex Company

SISTEMA QUALITA' AZIENDALE
certificato in accordo alla norma iso 9001:2000



Via S. Egidio 42/A, 33074 Fontanafredda (PN) - Italy
Tel. (+39) 0434 567 311 - Telefax (+39) 0434 998631
Internet e-mail: info@comedil.com
Internet home page: www.comedil.com

Divisione Automontanti

Via Alessandrina, 25 - 20095 Cusano Milanino (MI) - Italy
Tel. (+39) 02 613 16011 - Telefax (+39) 02 613 16034
Internet e-mail: info.CBR@comedil.com