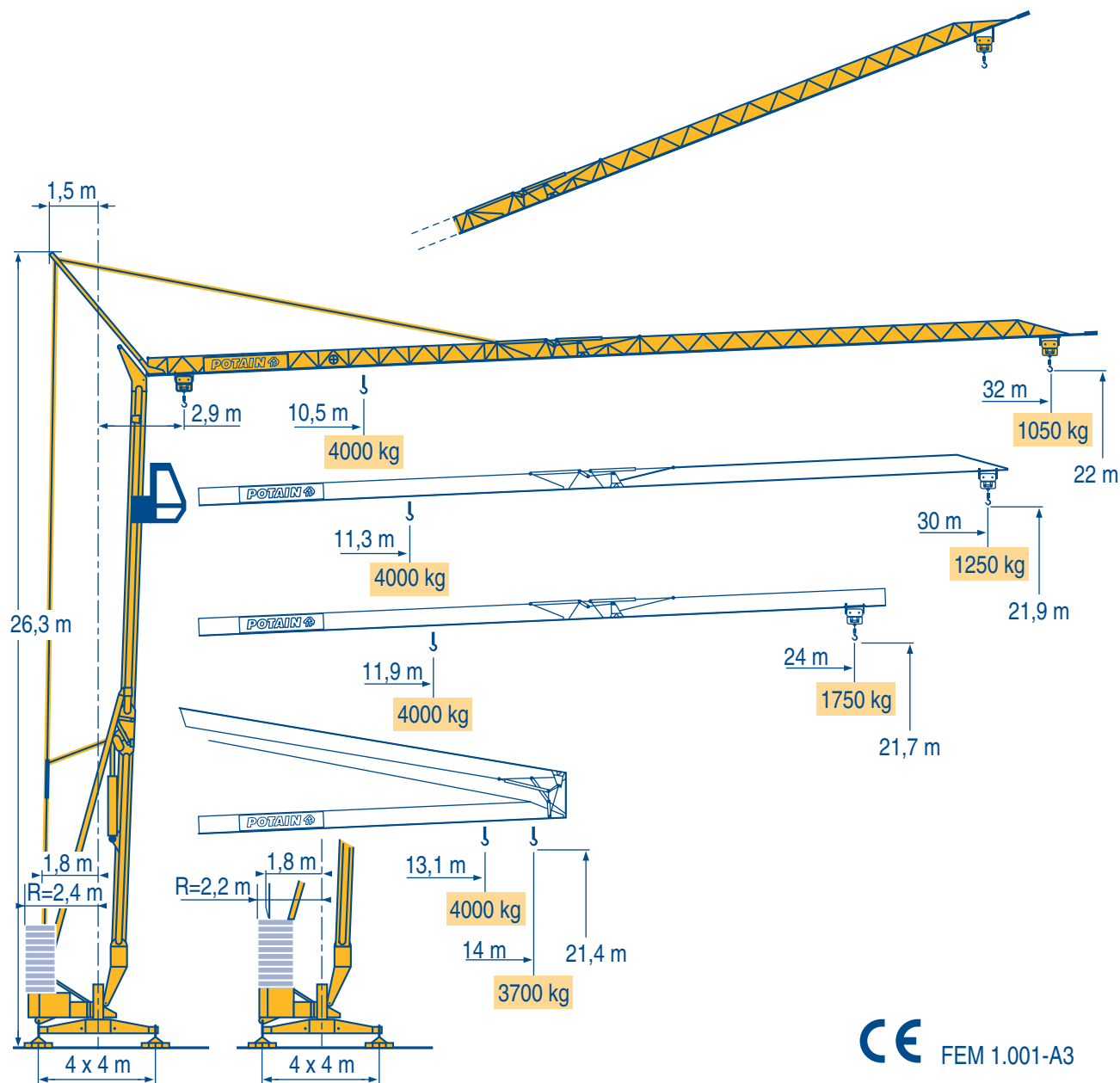


HD 36



Igo
HD
HDM



HDT



GTMR



CITY CRANE



TOPKIT MD
MAXI MD



MAXI TOPKIT



Topless MDT



MR



CE FEM 1.001-A3



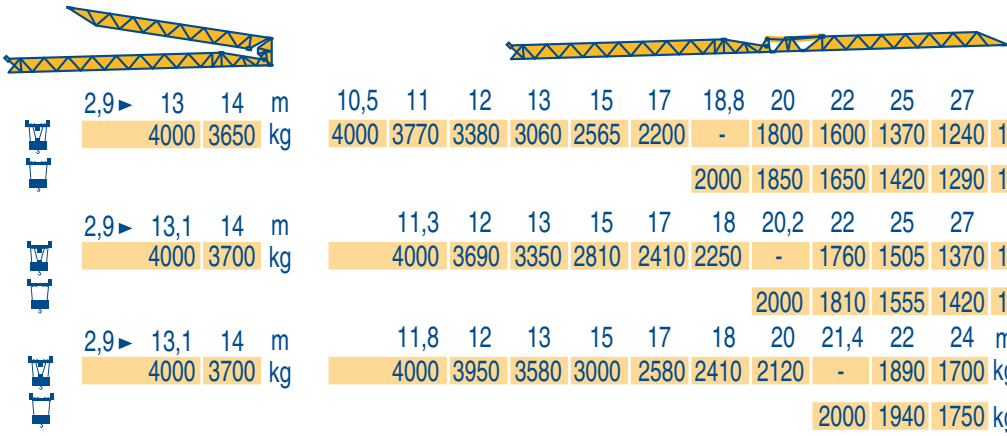
POTAIN

Courbes de charges
Lastkurven

F **Load diagrams**
D **Curvas de cargas**

GB **Curve di carico**
E 负荷曲线

I
C



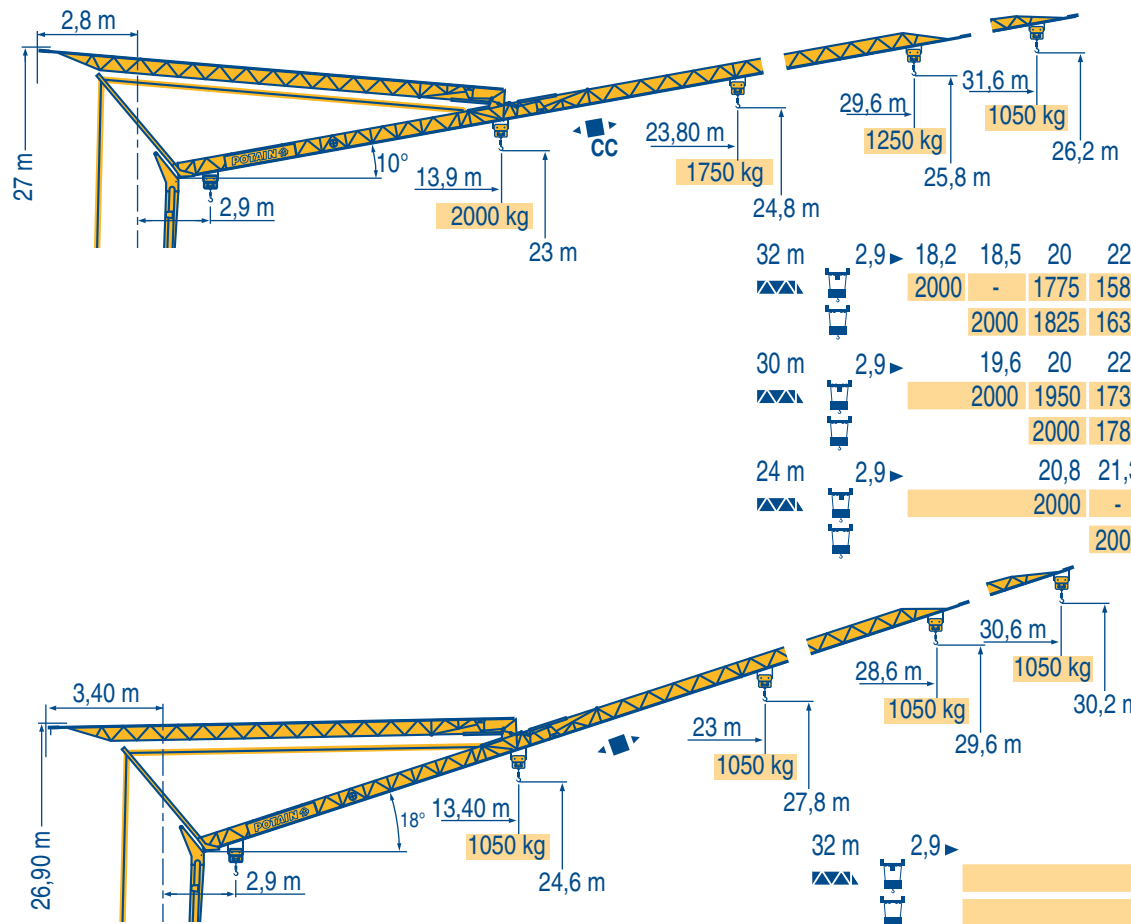
| | | | | | |
|------|-----------------|----------------------------------------------|--------------|------------------------------------------------------------------|---------------------------------------|
| 32 m | 2,9 ▶ 13 14 m | 10,5 11 12 13 15 17 18,8 20 22 25 27 30 32 m | 4000 3650 kg | 4000 3770 3380 3060 2565 2200 - 1800 1600 1370 1240 1090 1000 kg | 2000 1850 1650 1420 1290 1140 1050 kg |
| 30 m | 2,9 ▶ 13,1 14 m | 11,3 12 13 15 17 18 20,2 22 25 27 30 m | 4000 3700 kg | 4000 3690 3350 2810 2410 2250 - 1760 1505 1370 1200 kg | 2000 1810 1555 1420 1250 |
| 24 m | 2,9 ▶ 13,1 14 m | 11,8 12 13 15 17 18 20 21,4 22 24 m | 4000 3700 kg | 4000 3950 3580 3000 2580 2410 2120 - 1890 1700 kg | 2000 1940 1750 kg |

LQH 2

F **Flèche relevée**
D **Ausleger in Steilstellung**

GB **Luffing jib**
E **Flecha izada**

I **Braccio impennato**
C 起升吊臂



| | | | |
|------|---------------------------------------|-----------------------------------------|---------------------------------------|
| 32 m | 2,9 ▶ 18,2 18,5 20 22 25 27 30 31,6 m | 2000 - 1775 1580 1350 1220 1070 1000 kg | 2000 1825 1630 1400 1270 1120 1050 kg |
| 30 m | 2,9 ▶ 19,6 20 22 25 27 29,6 m | 2000 1950 1730 1480 1350 1200 kg | 2000 1780 1530 1400 1250 kg |
| 24 m | 2,9 ▶ 20,8 21,3 22 23,8 m | 2000 - 1870 1700 kg | 2000 1920 1750 kg |

| | | | |
|------|--------------|---------|---------|
| 32 m | 2,9 ▶ 30,6 m | 1000 kg | 1050 kg |
| 30 m | 2,9 ▶ 28,6 m | 1000 kg | 1050 kg |
| 24 m | 2,9 ▶ 23 m | 1000 kg | 1050 kg |

LQH 4

CC Chariot distributeur
Chariot distributeur
et courbes de charges

F Traversing trolley
Traversing trolley
and load diagrams

GB Carrellino distributore
Carrellino distributore
e curve di carico

I

CC Verfahrbare laufkatze
Verfahrbare laufkatze
und lastkurven

D Carro distribuidor
Carro distribuidor
y curvas de cargas

E 变幅小车
变副滑车和
负荷曲线

C

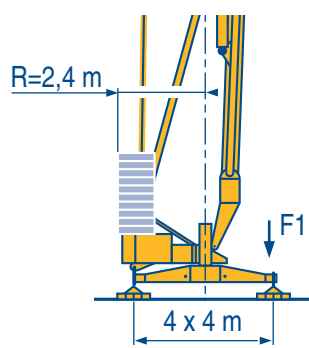
**Réactions
Eckdrücke**



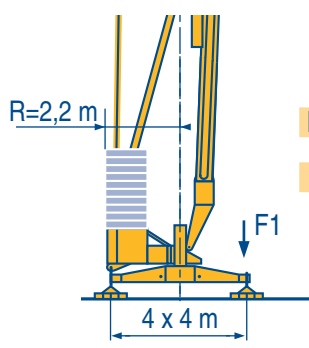
**Reactions
Reacciones**



**Reazioni
反力**



F1 ●21,2 t ■13,9 t
▲ 11,3 t



F1 ●21,6 t ■14,3 t
▲ 11,3 t

LQH 1

● Réactions en service
■ Réactions hors service
▲ A vide sans lest (ni train de transport) avec flèche et hauteur maximum



● Reactions in service
■ Reactions out of service
▲ Without load, ballast (or transport axes), with maximum jib and maximum height.



● Reazioni in servizio
■ Reazioni fuori servizio
▲ A vuoto, senza zavorra (ne assali di trasporto) con braccio massimo e altezza massima



● Reaktionskräfte in Betrieb
■ Reaktionskräfte außer Betrieb
▲ Ohne Last, Ballast (und Transportachse), mit Maximalausleger und Maximalhöhe.



● Reacciones en servicio
■ Reacciones fuera de servicio
▲ Sin carga, sin lastre, (ni tren de transporte), flecha y altura máxima.



● 工作状态下的反应
■ 非工作状态下的反应
▲ 空载无压重也无运输车有吊臂和最大高度



**Mécanismes
Antriebe**



**Mechanisms
Mecanismos**



**Meccanismi
机构**



| | | | | | | | | | | ch - PS hp | kW | |
|--------|-------------|------------------------|---------------|------|------|------|------|------|------|---------------|-----|-----|
| ▲ ▼ | 15 LVF 10 | m/min | 5 | 27 | 43 | 53 | 2,5 | 13,5 | 21,5 | 26,5 | 15 | 11 |
| | | kg | 2000 | 2000 | 1250 | 1050 | 4000 | 4000 | 2500 | 2000 | | |
| ▲ ▼ | 15 RPC 10 A | m/min | 9 | 27 | 54 | | 4,5 | 13,5 | 27 | | 15 | 11 |
| | | kg | 2000 | 2000 | 1050 | | 4000 | 4000 | 2000 | | | |
| ◀ ▶ | 3 D2 V5/2 | m/min | 21 - 42 | | | | | | | | 2,7 | 2 |
| ⦿ | RVF 2 30 | tr/min U/min rpm | 0 → 0,2 → 0,8 | | | | | | | | 1,5 | 1,1 |

| | | | |
|------------------------|--------|------------|-----------------|
| CEI 38 | IEC 38 | kVA | |
| 400 V (+6% -10%) 50 Hz | | 20 kVA | 84/534 - 87/405 |

LQH 3

▲
▼
◀
▶
⦿
Conforme aux directives CEE 84/534 et 87/405 sur le niveau acoustique



● Hoisting
■ Trolleying
▲ Slewing
In compliance with the EEC 84/534 and 87/405 Instructions on noise level



● Sollevamento
■ Diritribuzione
▲ Rotazione
Conforme alle direttive CEE 84/534 e 87/405 sul livello acustico



▲
▼
◀
▶
⦿
Gemäss EWG-Richtlinien 84/534 und 87/405 für den Schall-Leistungspegel

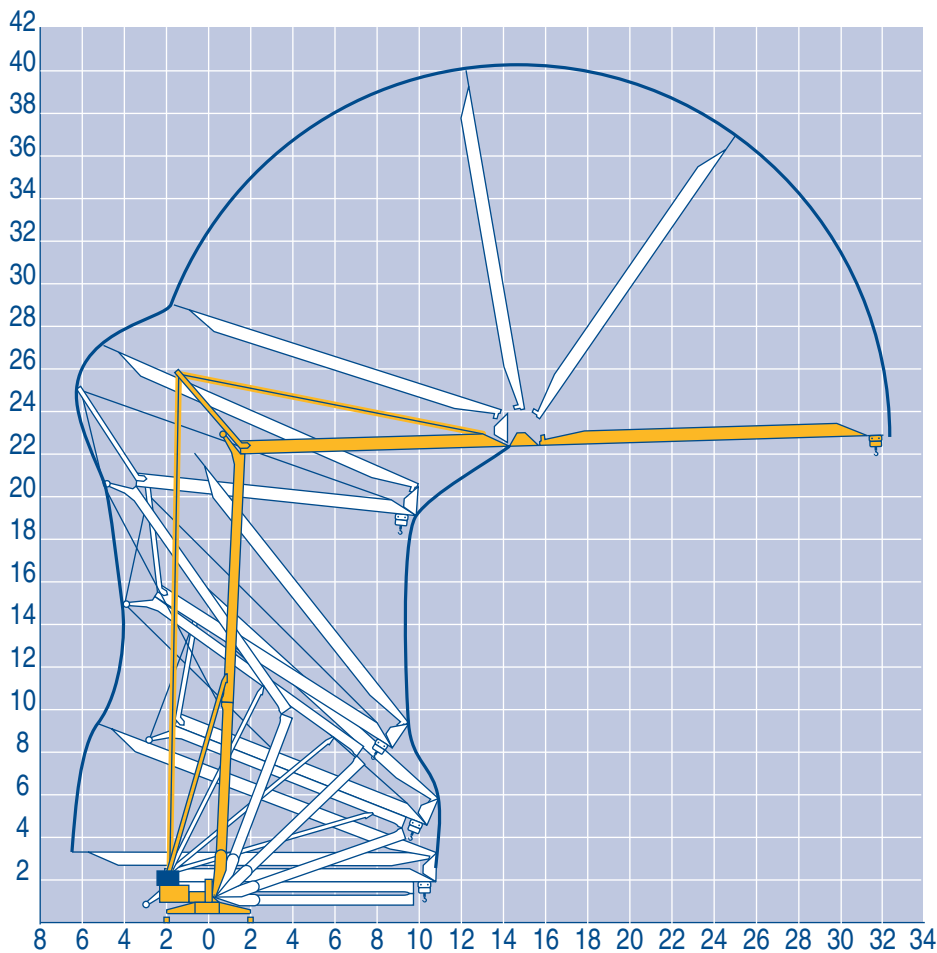


● Elevación
■ Distribución
▲ Orientación
Conforme con las directivas CEE 84/534 y 87/405 sobre el nivel acustico

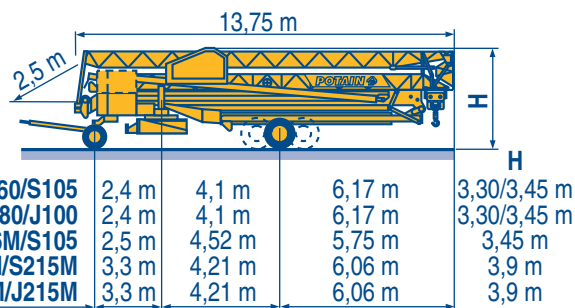
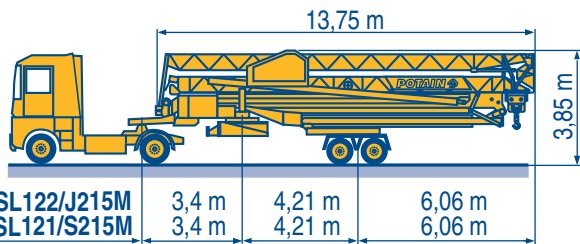


● 起升
■ 变幅
▲ 回转
符合 CEE 84/534 - CEE 87/405 声晌度规定





Modificazioni riservate / Modifiche riservate / Modifications reservadas / Subject to modification / Änderungen vorbehalten / Modificaciones reservadas



SL122/J215M

SL121/S215M

CJ125M/J215M

DJ126M/S215M

DJ126M/S105

DS60/S105

DS80/J100 ○

○ Chantier

F Site

GB Cantiere

I

○ Baustelle

D Obra

E 工地运输

C

Printed in France



18.Rue de Charbonnières, B.P. 173
F-69132 ECULLY Cedex
Tél. (33)04.72.18.20.20
Fax (33)04.72.18.20.00
http://www.potain.com
E-mail : mkt@potain.fr

HD 36

Copyright.Reproduction interdite © POTAIN 1999

Deutschland
POTAIN GmbH Tel : 06.105.704.0

Italia
POTAIN S.p.A. Tel : 0.331.49.33.11

Singapore
POTAIN PTE LTD Tel : (00.65) 227.1550